

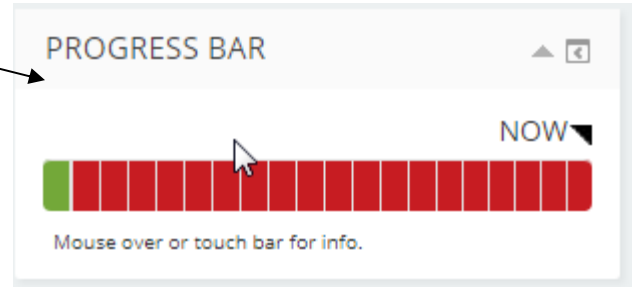
Planning 10 – Quick Help Guide

Logging In:

- use Google Chrome
- enter URL: <http://courses.kool.sd73.bc.ca/>
- Username: firstname.lastname (ex. robert.smith)
- Password: student number (ex. 509853)
- Click on the Planning 10 Link “Planning 10 (Section 90m/n)”

Progress Bar:

- Located on RIGHT SIDE about ½ way down page
- If green, assignment completed
- If red, need to still complete
 - Can click on red icon to jump to the assignment
- If first assignment green, then click on the Module 1 button – DO NOT click “Start Here” (already done –Gr 9)



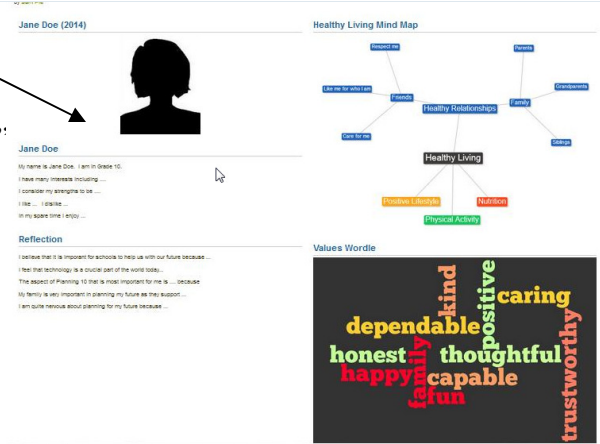
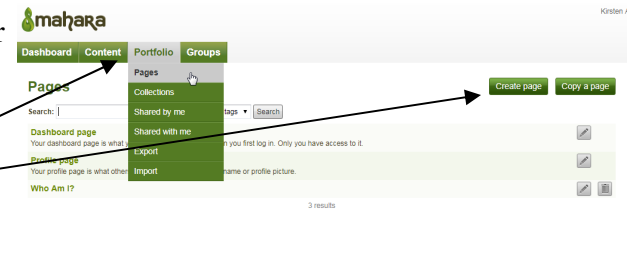
Assignment 1.1 – Personal Interests Assignment

- Need to complete the 3 online self-assessment quizzes
- Must write down the results of each quiz
 - You will need these results to complete the assignment (Questions 1, 3, 5)

- Take the following quizzes to these quizzes open as you will
- Interest Quiz
 - Find Your Strengths Quiz
 - Learning Style Quiz (down)

E-Portfolio Assignments (Module 1, 2 & 3)

- Should complete your module assignments before doing your e-portfolio as you will need mind map from assignment 1.3
- Right click on Mahara link on main page → choose “Open link in new tab”
- Select “Portfolio” from the menu bar, then “Pages”
- Click the “Create Page” green button
- Type “Who Am I?” in the Page Title box
- Drag the Text Box and Image buttons onto the page to begin creating a page that looks like the sample to the right
- When your page is fully completed, select “Portfolio” from the menu bar, then “Shared by Me”, click on the “Secret URLs” icon beside your “Who am I” page, click the “Add” button then copy (Ctrl + C) the link into your Module 1 e-portfolio assignment so the teacher can view and mark your page.



Planning 10 Completion Timeline:

- 20 assignments total to complete – 1st assignment done in Gr 9
- You have about 23 weeks left to complete
- Once you start, it will become easier.
- Many students can complete 2 or 3 assignments over a weekend!

The key is getting started now, so you can get it done ASAP!

Planning 10 YouTube Channel:

If you are having problems with an assignment, please review the appropriate video in this YouTube channel:

<https://www.youtube.com/channel/UCOgoblplIOBG7eRes64xCfwk>